




TXS DRP CATERPILLAR LOADER TEETH



RPHD ROCK PENETRATION HEAVY DUTY

MM/IN			KG/LB	REF			
A	B	C					
124 4 7/8	136 5 1/3	327 12 7/8	19.00 41.89	TC400 RPHD 135-9400	116-7408	8E-8409 116-7409	40
140 5 1/2	153 6	368 14 1/2	28.00 61.73	TC450 RPHD 138-6451	114-0468	8E-8469 114-0469	46
160 6	161 6 1/3	386 15 1/5	34.00 74.96	TC550 RPHD 138-6552	107-3378	8E-5559 107-8559	55
200 7 7/8	193 7 1/2	456 18	60.00 132.28	TC600 RPHD 135-9600	113-9608	6I-6609 113-9609	60
209 8	210 8 1/4	502 19 3/4	74.05 163.25	TC700 RPHD 135-9700	113-4708	4T-4707 113-4709	70
240 9 1/2	211 8 1/3	579 23	113.70 250.66	TC800 RPHD 135-9800	134-1808	134-1809	80